






















HAIKU

Ring Size Chart

scale reference

1 cm

 <p>EU: 14^{3/4}. FR: 47.</p>	 <p>EU: 15. FR: 48.</p>	 <p>EU: 15^{1/4}. FR: 49.</p>	 <p>EU: 15^{3/4}. FR: 50.</p>	 <p>EU: 16. FR: 51.</p>	 <p>EU: 16^{1/2}. FR: 52.</p>	 <p>EU: 16^{3/4}. FR: 53.</p>
15 mm	15,3 mm	15,6 mm	15,9mm	16,2 mm	16,5 mm	16,8 mm
 <p>EU: 17. FR: 54.</p>	 <p>EU: 17^{1/4}. FR: 55.</p>	 <p>EU: 17^{3/4}. FR: 56.</p>	 <p>EU: 18. FR: 57.</p>	 <p>EU: 18^{1/2}. FR: 58.</p>	 <p>EU: 19. FR: 59.</p>	 <p>EU: 19^{1/2}. FR: 60.</p>
17,2 mm	17,5 mm	17,8 mm	18,1 mm	18,4 mm	18,8 mm	19,1 mm
 <p>EU: 20. FR: 61.</p>	 <p>EU: 20^{1/4}. FR: 62.</p>	 <p>EU: 20^{1/2}. FR: 63.</p>	 <p>EU: 20^{3/4}. FR: 64.</p>	 <p>EU: 21. FR: 65.</p>	 <p>EU: 21^{1/4}. FR: 66.</p>	 <p>EU: 21^{1/2}. FR: 67.</p>
19,4 mm	19,7 mm	20 mm	20,3 mm	20,6 mm	21 mm	21,3 mm

Use this chart to measure your ring size (print it or use it on your screen).

First referred to the 1cm scale to be ssure the measurements are correct.

Then place one of your ring against the sizes above.
The size meeting the inside of your ring is the right one.
Note that for thin rings the size should closely fit your finger,
and for wider rings you can select a slightly looser fit.

If you have any questions don't hesitate to reach out
at haiku.atelier@gmail.com